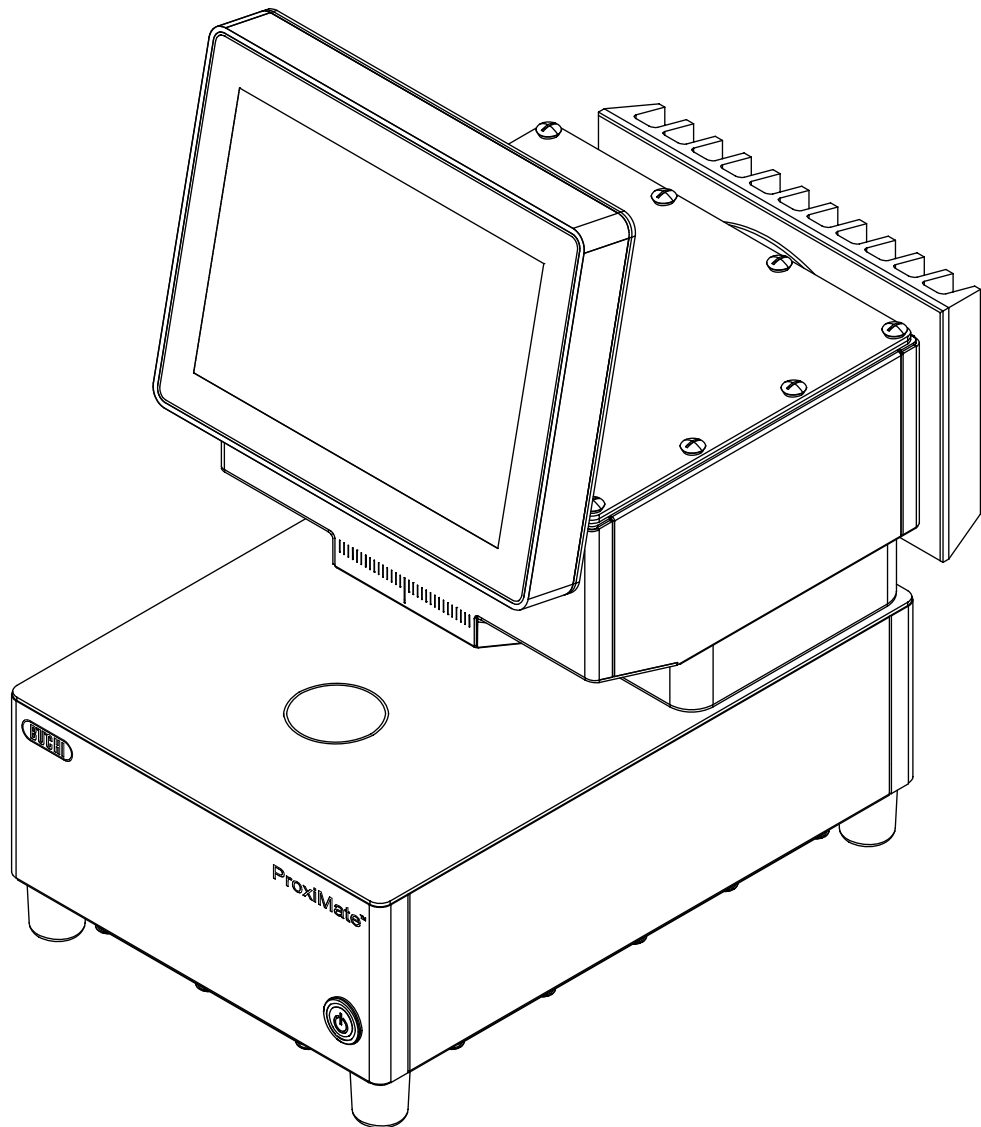




ProxiMate™

Technical data sheet

Depending on specification the BUCHI ProxiMate™ is an NIR or visible light plus NIR spectrometer based on diode array technology. ProxiMate™ is designed especially to work in the food and feed production environments and features a robust housing design sealed to IP69 ingress protection standard. The stainless steel case is designed to prevent corrosion when acidic, basic or chlorine detergents are applied.



Order code

Choose the configuration according to your needs:

1 1 P M [] [] [] [] [] **0 0 0 0**

Spectrometer Type

- 1 NIR
- 2 VIS & NIR

Optic Setup

- 1 Up view
- 2 Down view
- 3 Dual view

IP Module

- 1 Standard
- 2 Advanced

Software Package

- 1 NIRWise™ Operator Software
- 2 NIRWise™ Operator Software including NIRWise™ PLUS Chemometrics Suite

Accessories Sample Carrier

- 1 Large
- 2 Small *

* Available with down view configuration only

Scope of delivery

All configurations are supplied ready to use.

ProxiMate™	1
including white reference standard, spacers and positioning plate	
Operation Manual	1
Guide for electrical installation	1
Quick Guide	1

Technical data

ProxiMate™

Specification	ProxiMate™
Dimensions (W x D x H)	260 x 435 x 500 mm
Weight	23 kg
Power consumption	60 W
Frequency	50 / 60 Hz
Connection voltage	100 - 240 VAC ± 10 %
Max. power for all USB-Ports	5 W
IP Code	IP69
Overvoltage category	II
Pollution degree	2
Appliance classes	I
Detector NIR	Thermoelectrically cooled InGaAs
Detector VIS	Si
Wavelength range NIR	900 - 1700 nm
Resolution NIR	7.0 nm
NIR Data Resolution	3.1 nm
Wavelength range VIS	400 - 900 nm
Resolution VIS	10 nm
VIS Data Resolution	2 nm
Up view illumination spot size	8 mm
Down view illumination spot size	30 mm
Approval	CE

Ambient conditions

For indoor use only.

Max. altitude above sea level	2000 m
Ambient temperature	5 - 40 °C (25 °C)
Maximum relative humidity	80% for temperatures up to 31 °C
Storage temperature	max. 45 °C

Description of function

ProxiMate™ is a NIR spectrometer that can be used to determine the concentration of different parameters in food and feed samples in a nondestructive way.

ProxiMate™ is supplied in different versions. Dependent on the version specified ProxiMate™ is either an NIR or combined NIR and visible spectrometer.

The instrument generates an invisible beam of NIR (and visible) light which is focused onto the sample under investigation. Light reflected from the sample is collected and spatially separated by a diffraction element. The diffracted light is directed onto a diode array detector. Signals from the detector are processed and a reflectance spectrum is constructed. This spectrum undergoes further processing to calculate the constituents required.

Data processing

The NIR light interacts with the sample material in different ways, leaving a characteristically fingerprint on the spectrum. Spectra from both liquids and solids can be measured with ProxiMate™. The spectra of solid samples are collected directly, liquid samples require the use of a transreflectance adapter.

Sample presentation options

The choice of sample presentation of ProxiMate™ is optimised for the type of sample under analysis and for the working environment where the instrument is used.

ProxiMate™ can be configured with a choice of sample presentation options: up view and down view configurations.



NOTE

You can capitalise on the advantages of the up view and down view options in a single instrument.

Up view option

The up view option directs and collects light from the underside of the sample. The NIR light passes through the base of a glass petri dish before interacting with the sample under evaluation. Up view measurement has the advantage that a more consistent surface is presented to the ProxiMate™ ensuring accurate measurement output. Glass petri dishes are recommended to enable best performance. Additionally, when used in conjunction with a transreflectance adapter, it is also possible to measure liquids using the up view option.



NOTE

Choose the up view option for the most consistent measurement performance or for measurements of liquids.

Down view option

With down view option light is focussed onto and collected from the top surface of the sample. In areas where glass is prohibited (such as some food production areas), the down view mode offers the advantage that NIR light does not interact with the sample container. As plastics have their own NIR spectra, changes in type of dish can influence the measurement output leading to perceived measurement shifts. Use of the down view mode prevents this from occurring. Additionally ProxiMate™ down view also allows the use of large volume sample dishes. These are particularly useful with samples that are inhomogeneous, as the measurement is averaged over a much larger sample area.



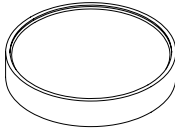
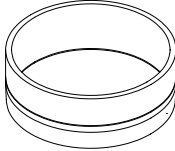




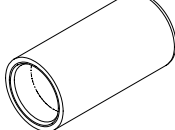
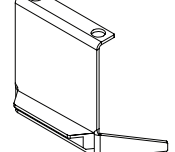

NOTE

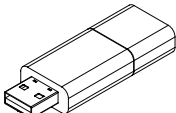
Choose the down view option for areas where glass is prohibited or where larger sample volumes are required.

Spare parts and accessories

Accessories

	Order no.	Image
External White Reference	11067547	 A small rectangular white reference kit with a lid, containing several small white reference samples.
White reference spacer for down view	11067378	 A cylindrical white reference spacer with a central hole and a small notch on the side.
White reference spacer for up view	11067377	 A cylindrical white reference spacer with a central hole and a small notch on the side, similar to the down view spacer but with a different internal structure.
White reference locating plate	11067391	 A square white reference locating plate with a central hole and a small notch on one side.
Large sample cup (down view) Reusable, FDA food approved materials Use with sample carrier 11065471	11065474	 A large sample cup with a central hole and a small notch on the side.
Glass petri dishes 10 pcs. (up view)	041583	 A glass petri dish with its lid slightly ajar.
Plastic petri dishes 240 pcs. (down view)	11066381	 A plastic petri dish with its lid slightly ajar.
Carrier for large sample cup plus petri dish	11065471	 A carrier for the large sample cup, featuring a central hole and a small notch on the side.

	Order no.	Image
Carrier for small sample cup (down view)	11065472	
High Performance Sample Cup	11067399	
Robust cup	11055058	
Transflectance cover 0.3 mm Not suitable for use with robust cup	041636	
Transflectance cover 2.0 mm For measurement of crude palm oil. Not suitable for use with robust cup.	11067919	
Transflectance cover for robust cup	11055998	
Protection cover USB-WiFi stick	11066582	
Light shield (down view)	11067281	
Performance test standards kit (8 pcs.)	11067545	

	Order no.	Image
NIRWise PLUS Chemometrics suite	11068025	

Spare parts

	Order no.	Image
Spare lamp	11065441	

Desiccant cartridge	11065467	
---------------------	----------	---

Replacement Window HPSC	046246	
-------------------------	--------	--