

Slanetz Bartley Agar Base

Selective medium for detection and enumeration of enterococci in water and other materials, according to ISO 7899-2.

TYPICAL FORMULA	(g/l)
Tryptose	20.0
Yeast Extract	5.0
Glucose	2.0
Dipotassium Hydrogen Phosphate	4.0
Sodium Azide	0.4
Agar	13.0
Final pH 7.2 ± 0.2 at 25°C	

DESCRIPTION

Slanetz Bartley Agar Base is a selective medium used with supplement for isolating and enumerating enterococci from environmental samples of sanitary importance and clinical specimens.

This medium complies with ISO 7899-2 for the detection of intestinal enterococci in water by the membrane filtration technique.

PRINCIPLE

Tryptose provides amino acids, nitrogen, carbon, vitamins and minerals for organisms growth. Yeast extract is a source of vitamins, particularly of B-group. Glucose is the fermentable carbohydrate. Sodium phosphate acts as buffer. Sodium azide is the selective agent suppressing the growth of Gram-negative bacteria. Agar is the solidifying agent.

Supplementation with TTC 1% Supplement serves to add triphenyl tetrazolium chloride (TTC) as indicator of bacterial growth.

PREPARATION

Suspend 44.4 g of powder in 1 liter of deionized or distilled water. Bring to boil and shake until completely dissolved. Sterilize at 121°C for 15 minutes. Cool up to 45-50°C. Aseptically, add 10 ml of TTC 1% Supplement (ref. 80300). Mix well. Pour in Petri dishes.

TECHNIQUE

ISO 7899-2 recommends to filter the water sample through a filter membrane (0.45 µm pore diameter), transfer the membrane onto a Slanetz Bartley Agar plate and incubate aerobically at 36 ± 2°C for 40-48 hours.

Alternatively, sample can be inoculated by spread plating, pour plating or by direct streaking on the medium surface.

INTERPRETATION OF RESULTS

Count all raised colonies which show a red, maroon or pink color as enterococci.

Confirm by subculturing to Bile Aesculin Azide Agar (ref. 163572).

STORAGE

The powder is very hygroscopic, store the powder at 10-30°C, in a dry environment, in its original container tightly closed and use it before the expiry date on the label or until signs of deterioration or contamination are evident. Store prepared plates at 2-8°C away from light.

WARNING AND PRECAUTIONS

The product contains hazardous substances and is classified as dangerous. It is recommended to consult the safety data sheet for its correct use. The product is designed for *in vitro* diagnostic use only and must be used by properly trained operators.

DISPOSAL OF WASTE

Disposal of waste must be carried out according to the national and local regulations in force.

REFERENCES

- ISO 7899-2:2000. Water quality – Detection and enumeration of intestinal enterococci – Part 2: Membrane filtration method.
- Slanetz L.W. and C.H. Bartley (1957) Numbers of enterococci in water, sewage and faeces determined by the membrane filtration technique with an improved medium. J. Bact. 74:591-595.

Distribué par :

Z.A de Gesvrine – 4 rue Képler – B.P.4125
44241 La Chapelle-sur-Erdre Cedex – France
t. : +33 (0)2 40 93 53 53 | f. : +33 (0)2 40 93 41 00
commercial@humeau.com



PRODUCT SPECIFICATIONS

NAME

Slanetz Bartley Agar Base

PRESENTATION

Dehydrated medium

STORAGE

10-30°C

PACKAGING

Ref.	Content	Packaging
610134	500 g	500 g of powder in plastic bottle
620134	100 g	100 g of powder in plastic bottle

pH OF THE MEDIUM

7.2 ± 0.2

USE

Slanetz Bartley Agar Base is a selective medium used with supplement for isolating and enumerating enterococci from water and other samples according to ISO 7899-2

TECHNIQUE

Refer to technical sheet of the product

APPEARANCE OF THE MEDIUM

Powder medium

Appearance: free-flowing, homogeneous

Colour: light beige

Ready-to-use medium

Appearance: slightly opalescent

Colour: light amber

SHELF LIFE











4 years

QUALITY CONTROL

- Control of general characteristics, label and print
- Microbiological control
 Inoculum for productivity: 50-100 CFU
 Inoculum for selectivity: 10⁴-10⁶ CFU
 Incubation Conditions: 44-48 h at 36 ± 2°C, in aerobiosis

Microorganism		Growth	Colony color
<i>Enterococcus faecalis</i>	WDCM 00009	Good	Red-maroon-pink
<i>Enterococcus faecium</i>	WDCM 00177	Good	Red-maroon-pink
<i>Escherichia coli</i>	WDCM 00013	Inhibited	---
<i>Staphylococcus aureus</i>	WDCM 00034	Inhibited	---

TABLE OF SYMBOLS

 LOT	Batch code	 IVD	<i>In vitro</i> Diagnostic Medical Device		Manufacturer		Use by		Fragile, handle with care
 REF	Catalogue number		Temperature limitation		Contains sufficient for <n> tests		Caution, consult instructions for use		Do not reuse

Distribué par :

Z.A de Gesvrine - 4 rue Képler - B.P.4125
 44241 La Chapelle-sur-Erdre Cedex - France
 t. : +33 (0)2 40 93 53 53 | f. : +33 (0)2 40 93 41 00
 commercial@humeau.com

