

## O.G.Y.E. AGAR

Selective medium for yeasts and moulds isolation and enumeration in foods and cosmetics.

### TYPICAL FORMULA (g/l)

Yeast Extract	5.0
Glucose	20.0
Agar	15.0

Final pH = 7.0 ± 0.2 at 25 °C.

### DIRECTIONS

Suspend 40.0 g of powder in 1 liter of distilled or deionized water. Heat until completely dissolved. Sterilize in autoclave at 121°C for 15 minutes. Cool to 45-50°C. Aseptically add 2 vials of OGYE supplement (Oxytetracycline 50 mg/vial, code 81018), reconstituting each vial with 5 ml of sterile distilled water. Mix well. Dispense in petri dishes. Final medium will contain 10 mg of oxytetracycline per liter.

### DESCRIPTION

O.G.Y.E. AGAR used in combination with oxytetracycline is a selective medium for the isolation and enumeration of yeasts and moulds in foods and cosmetics. The growth of yeasts and moulds is stimulated by the presence of glucose and yeast extract. Oxytetracycline inhibits the growth of bacteria including lactobacilli.

### TECHNIQUE

Transfer 1 ml of each dilution of the sample into a Petri dish. Add approximately 15 ml of the still fluid medium, cooled at 45-50 °C. Mix gently turning the plates. Incubate at 22 ± 2 °C for 5 days.

### QUALITY CONTROL

#### Dehydrated medium

Appearance: free-flowing, homogeneous.

Color: tan.

#### Prepared medium

Appearance: slightly opalescent.

Color: amber.

Incubation conditions: 22 ± 3 °C for 5 days.

Microorganism	ATCC	Growth
<i>Aspergillus niger</i>	16404	good
<i>Escherichia coli</i>	25922	inhibited
<i>Saccharomyces cerevisiae</i>	9763	good

### PERFORMANCE AND LIMITATIONS

Very proteinaceous foods and the higher incubation temperatures around 35 °C required for some microorganisms inactivate oxytetracycline allowing growth of Gram-positive and Gram-negative rods. For isolation of psychotrophic yeasts for chilled proteinaceous foods a combination of oxytetracycline and gentamicin is effective.

### STORAGE

The powder is very hygroscopic: store the powder at 10-30 °C, in a dry environment, in its original container tightly closed and use it before the expiry date on the label or until signs of deterioration or contamination are evident. Store prepared plates at 2-8°C.

### REFERENCES


1. Mossel, D.A.A., A.M.C. Kleynen-Semmeling, and H.M. Vincentie. (1970). .J. Appl. Bacteriol. **33**:454-457.
2. ICMSF (1978). Microorganisms in foods, their significans and methods for enumeration. University of Toronto press, 157-159.

Distribué par :






Z.A de Gesvrine - 4 rue Képler - B.P.4125  
44241 La Chapelle-sur-Erdre Cedex - France  
t. : +33 (0)2 40 93 53 53 | f. : +33 (0)2 40 93 41 00  
commercial@humeau.com



**PRESENTATION**

Product	REF	
O.G.Y.E. AGAR (12.5 l)	610202	500 g
O.G.Y.E. AGAR (2.5 l)	620202	100 g
O.G.Y.E. AGAR (125.0 l)	6102025	5 Kg
O.G.Y.E. supplement	81018	10 vials

**TABLE OF SYMBOLS**

<b>LOT</b> Batch code	 Caution, consult accompanying documents	 Manufacturer	 Contains sufficient for <n> tests	 Keep away from heat source
<b>REF</b> Catalogue number	 Fragile, handle with care	 Use by	 Temperature limitation	

Distribué par :

Z.A de Gesvrine - 4 rue Képler - B.P.4125  
 44241 La Chapelle-sur-Erdre Cedex - France  
 t. : +33 (0)2 40 93 53 53 | f. : +33 (0)2 40 93 41 00  
 commercial@humeau.com

