


COMPACT, LIGHT WEIGHT AND POWERFUL UNITS

PS 304 XL

Cat. No. 160600


300 Volts • 400 mA



PS 503 XL

Cat. No. 172500

500 Volts • 300 mA
Timer and GEL SAVER



PS 305 XL

Cat. No. 170500


300 Volts • 500 mA
Timer and GEL SAVER

SPECIFICATIONS

	PS 304 XL	PS 503 XL	PS 305 XL
Voltage Output range / Resolution	1 ... 300 V / 1 volt steps	1 ... 500 V / 1 volt steps	1 ... 300 V / 1 volt steps
Current Output range / Resolution	1 ... 400 mA / 1 mA steps	1 ... 300 mA / 1 mA steps	1 ... 500 mA / 1 mA steps
	—	0 ... 999 min. / 1 min steps	0 ... 999 min. / 1 min steps
Maximum Power	100 W	100 W	100 W
Minimum regulated value	1 volt - 1 mA	1 volt - 1 mA	1 volt - 1 mA
Minimum non regulated value	1 volt - 15 μ A - 0.3 W	1 volt - 15 μ A - 0.3 W	1 volt - 15 μ A - 0.3 W
Fault detection	stop - audible alarm - message	stop - audible alarm - message	stop - audible alarm - message
Operating temperature	0°C ... 40°C	0°C ... 40°C	0°C ... 40°C
Dimensions (w x d x h)	18 x 21 x 8 cm	18 x 21 x 8 cm	18 x 21 x 8 cm
Weight	1.8 kg	1.8 kg	1.8 kg


WHAT IS THE GEL SAVER FUNCTION? AVOIDING DIFFUSION OF BANDS AFTER THE RUN!

After the timer cut off the run, the bands start to diffuse in the gel.





1

See diffusion of bands four hours after the run.



In order to avoid diffusion, depress the Gel Saver switch when setting the timer.





2

This led is alighted when timer is ON.

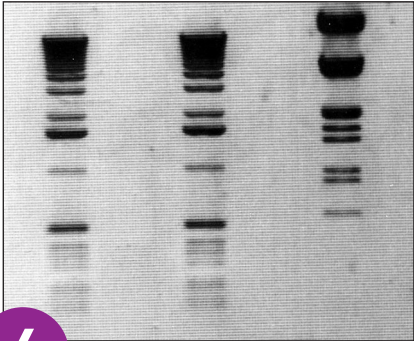
This led is alighted when Gel Saver is ON.

No risk of band diffusion when the function GEL SAVER is ON:
After the timer has cut off the run, a constant low voltage is automatically supplied until the STOP switch is depressed.



3

**Gel saver made a Good Job!
Bands are still on line
4 hours after the timer
has cut off the run!**



4

Compare with separations shot just after the run.

POWER SUPPLIES FEATURES

Last settings are automatically restored at power up.

Tactile membrane panel for precise, easy input of parameters. Easy to clean.

- Constant voltage or constant current with automatic crossover between parameters.
- Two red LEDs indicate the constant parameter.

It is possible to perform electrophoresis with constant current whilst limiting the voltage to a selected value and vice versa. Automatic cut off in case of ground leakage detection, short circuit, open circuit or sudden overload.

Automatic restart in case of power failure. When the power returns, an audible alarm rings for 10 seconds then the START mode turns on automatically at the preset values.