

CONTAM SWAB

for microbial testing of surfaces

CONTAM SWAB is a test with culture media for microbial count and identification directly from work surfaces

CONTAM SWAB CONTAMINATION

Plate Count Agar



CONTAM SWAB E. COLI COLIFORMS

Chromatic COLI/COLIFORM



CONTAM SWAB LISTERIA

Listeria Oxford Agar



CONTAM SWAB SALMONELLA

XLD Agar



Benefits

- ✓ Easy to use
- ✓ Clear color changes
- ✓ No additional reagents
- ✓ Results in 18/24 hours
- ✓ 10 CFU/mL detection limit



CONTAM SWAB


for microbial testing of surfaces

Results

CONTAM SWAB CONTAMINATION



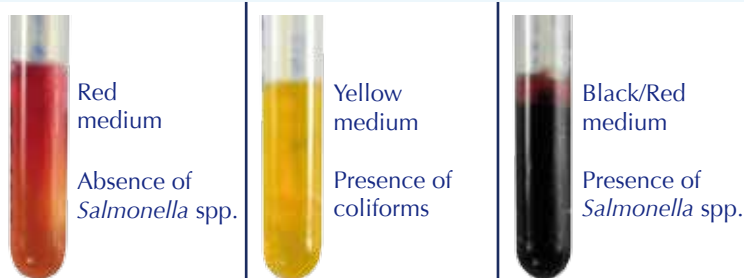
CONTAM SWAB E. COLI COLIFORMS



CONTAM SWAB LISTERIA



CONTAM SWAB SALMONELLA

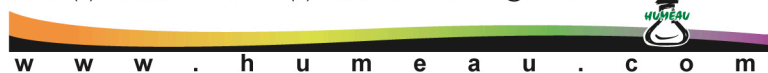


DESCRIPTION	PACKAGING	REF.
CONTAM SWAB CONTAMINATION	30 tests	86100
CONTAM SWAB E. COLI COLIFORMS	30 tests	86101
CONTAM SWAB LISTERIA	30 tests	86102
CONTAM SWAB SALMONELLA	30 tests	86103

Distribué par :

LABORATOIRES HUMEAU

Z. A. de Gesvrine - 4 rue Képler - B. P. 4125 - 44241 La Chapelle-sur-Erdre Cedex - France
t. : +33 (0)2 40 93 53 53 - f. : +33 (0)2 40 93 41 00 - e. : info@humeau.com



Test Procedure

1

- Take the sterile swab contained in the envelope.
- Dip the swab in sterile physiological solution.
- Squeeze the swab against the wall of the tube to remove liquid in excess.



2

- Streak the swab on a work surface or equipment horizontally and vertically.

3

- Insert the swab into the tube containing the culture medium and close the tube.
- Incubate at 37°C for 18-24 hours, and interpret the results.

